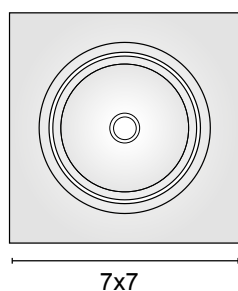
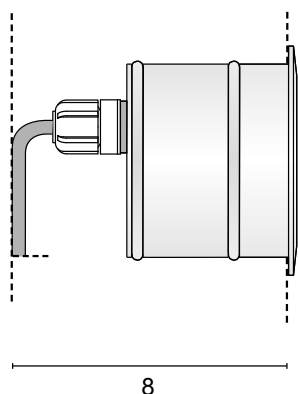




modello: model:	<b>ZEPPELIN MAXI COB QUADRO</b>	
codice: code:	<b>6741</b>	
design:	<b>UT EgoLuce</b>	
anno - year:	<b>2023</b>	
tipologia: typology:	<b>faretto da incasso calpestabile trampleable recessed spotlight</b>	
materiali: materials:	<b>acciaio inox AISI 316L stainless steel AISI 316L</b>	
luce: light:	<b>diretta direct</b>	
sorgente luminosa: light sources:		
	<i>Color temperature</i>	<i>Optics</i>
	<i>COB LED</i>	<i>Light source</i>
	<i>Im</i>	<i>source</i>
	<b>/W</b>	<b>15/ /28 /60</b>
	8,7W	17,5V 500mA 1466lm 4000K
	<b>/WW</b>	<b>15/ /28 /60</b>
	8,7W	17,5V 500mA 1424lm 3000K
	<b>/XW</b>	<b>15/ /28 /60</b>
	8,7W	17,5V 500mA 1340lm 2700K
life:	<b>&gt; 50.000 h</b>	
step MacAdam:	<b>3</b>	
Indice di Resa Cromatica: Color Rendering Index:	<b>&gt;80</b>	<b>CRI&gt;90 su richiesta CRI&gt;90 on request</b>
grado IP - IP grade:	<b>IP67</b>	
peso netto - net weight:	<b>0,40 Kg</b>	
finiture: finishes:	<b>.33 acciaio satinato .33 matt steel</b>	
accessori: accessories:	<b>0230 cassaforma drenante + connettore IP draining junction + IP connector</b>	
	<b>0260/C molla per cartongesso spring for plasterboard</b>	
marcatore: marking:	<b>CE</b>	
simboli costruttivi: symbols:		

## Dimensioni - Dimensions

**SOLO COLLEGAMENTO IN SERIE - ONLY SERIAL CONNECTION**

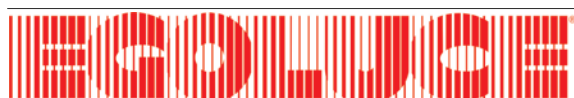
## Accessori - Accessories



**0230**  
KIT: cassaforma drenante + Connettore IP  
KIT: draining junction + IP connector



**0260/C**  6 cm  
Molla per installazione in cartongesso  
Spring for plasterboard

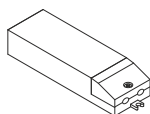


EGOLUCE s.r.l., via I. Newton 12 - 20016 Pero - Milano  
telefono +39 02 339586.1 - fax. +39 02 3535112  
e-mail: info@egoluce.com - http://www.egoluce.com

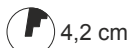
**LED DRIVERS** in corrente continua  
**LED DRIVERS** constant current

**0147/COB**

LED driver  
 IN: 220 - 240V  
 OUT: 500 mA  
 1-2 COB LED



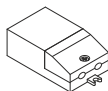
12,5 x 3,8 x 2,4 cm



SELV

**0149/COB**

LED driver  
 IN: 220 - 240V  
 OUT: 500 mA  
 1 COB LED



7,6 x 3,9 x 2,2 cm

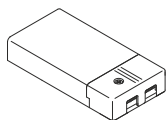


SELV

**DRIVERS DIMMERABILI** in corrente continua  
**DIMMABLE LED DRIVERS** constant current

**0141/DALI**

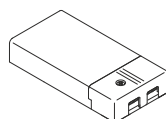
LED driver  
 IN: 110 - 240V  
 OUT: 500 mA  
 1-2 COB LED



11,1 x 5,2 x 2,5 cm


**0141/DIM**

LED driver  
 IN: 110 - 240V  
 OUT: 500 mA  
 1-2 COB LED



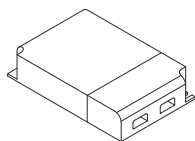
Versione PUSH non sincronizzabile - PUSH version not synchronizable

11,1 x 5,2 x 2,5 cm


**0145 Dimmer LED Maxi**

Multipower dimmable driver

IN: 110 - 240V  
 OUT: 500 mA  
 1-3 COB LED

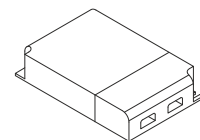


12,3 x 8 x 2,2 cm


**0145/DALI Dimmer LED Maxi**

Multipower dimmable driver

IN: 110 - 240V  
 OUT: 500 mA  
 1-3 COB LED



12,3 x 8 x 2,2 cm


**0133**

Cavo di sincronizzazione per dimmer LED  
 Synchronization cable for dimmer LED  
 (art. 0145 - art. 0145/DALI)

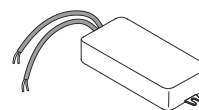


L 150 cm

**IP LED DRIVERS** in corrente continua  
**IP LED DRIVERS** constant current

**0143/IP**

LED driver  
 IN: 220 - 240V  
 OUT: 500 mA  
 1 COB LED



8,2 x 3,9 x 2 cm



SELV IP 65

